



# ST. JOHN'S SCHOOL

*PREP (2023-2024)*



Holidays are the best time of the year,  
Time to shout, and clap and cheer!  
Jump about and have lots of fun,  
Enjoy treats in tons and tons!  
Plan a trip, go around and explore,  
Be it mountains or the sea shore.

Try cool recipes for your grandparents too,  
Experiment and projects to be done by you.



Dear Parent,

We hope the children enjoyed their first spell as much as we enjoyed getting to know them. Summer vacations are just around the corner. To keep our little ones indoors in the sweltering heat and to utilize their time with constructive and creative activities, we are sending a few assignments that would help the children get a grasp of the work done in the school.

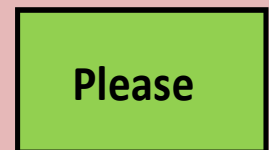
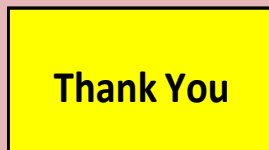
Books are children best friend. Create your child's interest in different colorful books and help your children learn new things through exploring their interests. Have a bed-time story session with your kids.



Eat fruits and salads to stay healthy. Keep yourself hydrated by drinking lots of water. Surprise your mom by putting on your apron and helping her in the kitchen.



Cultivate manners: Remember the magic words? Make these a part of your personality.



Care and concern: This is a chance to look after your parents, grandparents, elders and even younger brothers and sisters. You can surely be of some help around the house.

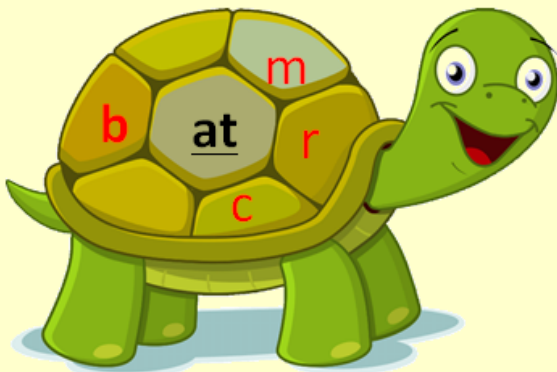


Feel the fresh air: Take a deep breath and do morning exercises.



Keep your child's brain active over break without them knowing they're doing "homework"

1. Help the tortoise to make new words. One has been done for you:



mat

2. Help the fisherman to catch the fish by colouring in words that have 'a' sound.



3. Read the words on each cup and circle the same rhyming word.



4. समान तुक वाले शब्द बनाओ और लिखो। जैसे -

अब

क

अ

ब

ज

र

ट

न

ल

र

ह

प

-----

-----

-----

-----

-----

-----

5. Lets do some fun with sticky notes. Cut some given numbers of hairs out of the total numbers of hairs and find how much will left. One has been done for you. Instructions and video for the same is provided with link given. Dear parents please help kiddos in cutting and pasting.

**Video Link:** <https://www.youtube.com/shorts/JIyE1G9dHOs>

**INSTRUCTIONS:-**

1. Grab a colourful sheet of your choice.
2. Cut 9 pieces of 3 cm by 3 cm is size.
3. Take one by one pieces and put cuts according to the given sums on the head of the boy.
4. Stick all the pieces on the heads.

Now its time to do fun by cutting their hairs.

$7 - 4 =$



$5 - 2 =$



$6 - 5 =$



$8 - 4 =$



$4 - 1 =$



$7 - 3 =$



$6 - 1 =$




$5 - 5 =$



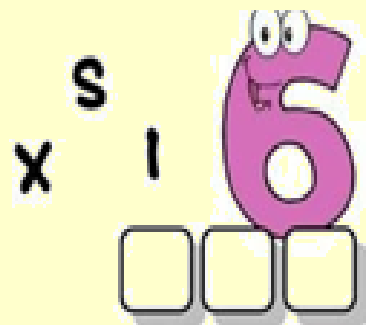
$8 - 0 =$



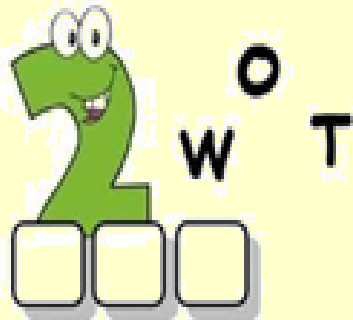
6. Scramble the unscramble number names and write in box.



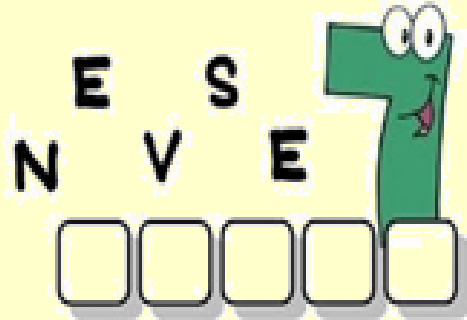
1 E N O  
□ □ □




X S I 6  
□ □ □



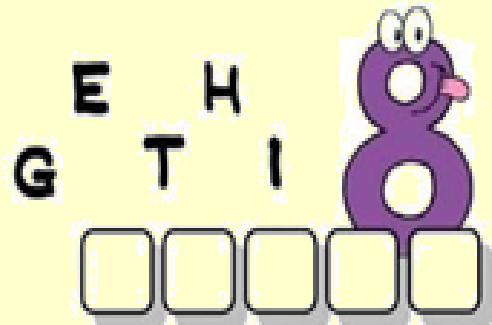
2 W O T  
□ □ □



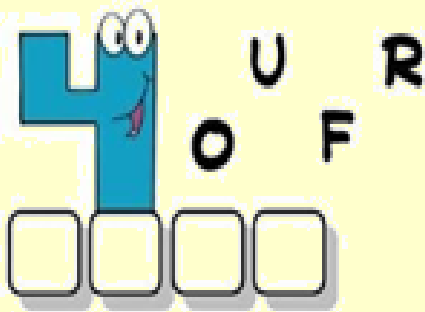
N E S V E 7  
□ □ □ □ □




3 H E T R E  
□ □ □ □ □




G E H T I 8  
□ □ □ □ □




4 U R O F  
□ □ □ □



N E N I 9  
□ □ □ □






5 V E I F  
□ □ □ □




E N T 10  
□ □ □




7. Cut out the vehicles and place in the correct area.

<b>LAND</b> 	
<b>AIR</b> 	
<b>Water</b> 	



8. Colour the tree and paste any five things that we get from tree on it.



9. Colour the picture as given and stick some grass.



10. Colour the picture with some bright colours and stick cotton on the clouds.



11. शब्दों को रंगों से बदले।

- 1- शहद — पीला (Yellow)
- 2- कमल — गुलाबी (Pink)
- 3- सड़क — काला (Black)
- 4- नहर — नीला (Blue)
- 5- मटर — हरा (Green)

